


Classic 314/315/316

RAISED-PANEL WOOD

West Region Availability



300 Series, 4-8 panel, Custom stain finish

classic.
luxurious.
strong.

Accent your home with the beauty and richness of a Classic raised panel wood door. Our tradition of incomparable craftsmanship, blended with modern technology, provides the finest wood doors available.

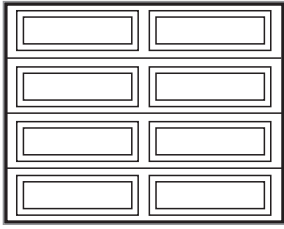
DOOR CONSTRUCTION

Workmanship and quality beyond comparison

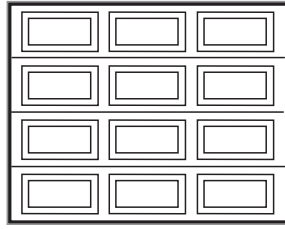
- Each section is constructed of 1-³/₈" wood rails and stiles.
- Carved top-section windows are available in a variety of designs.
- Model 314 has edge-glued cedar panels and finger-jointed hemlock rails (Solid cedar panel optional). Model 315 has edge-glued cedar panels and solid cedar rails. Model 316 has edge-glued hemlock panels with finger-jointed hemlock rails and an option to upgrade to solid rails.
- Mortise and tenon joints are waterproof glued and steel-pinned, providing lasting strength.
- Shiplap style design creates a weathertight fit and enables smooth operation. The door also includes rust-resistant, hot-dipped galvanized steel tracks and hardware.
- The raised panels are a nominal ³/₄" thick and locked into the structure.
- Panels can be carved in a variety of distinctive designs.

Specifications

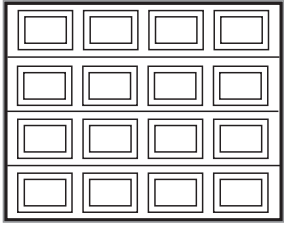
Panel Designs




4-2




4-3



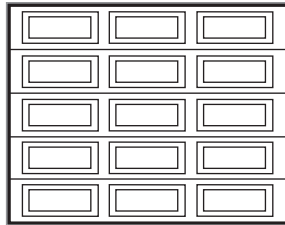
4-4




4-6



5-2



5-3




5-6

Double-car designs look like two single-car doors together



Ends are thru-drilled for carriage bolts



Carved Raised Panel Designs (optional)

Windows



Sunray



Cathedral



Bachelor



Ruston



Sherwood

True divided windows



Colonial Stockton



Elongated Stockton

Finish Options

Available in your choice of hemlock or cedar. Doors arrive sanded and ready to prime and paint or stain.



Hemlock



Cedar Panel

Limited Warranty

The manufacturer warrants wood doors will be free from defects in material and workmanship for a period of ONE YEAR from time of delivery. A copy of this limited warranty is available from your Dealer.



Wayne Dalton
GARAGE DOORS

2501 S. State Hwy. 121 Bus., Ste 200
Lewisville, TX 75067

wayne-dalton.com



Dealer Imprint Area